



PLACIDTM

THE PEAK OF IMAGINATION


Modular
Kitchen Products
Luxury Series

ABOUT US

As a result of this principle of performance, we started importing only high-quality hardware products for quality-conscious consumers in 2017. Since our inception, we have believed in the power of perfection. So we rigorously test every product at every stage from raw material to finished goods to ensure that this signature style of **PLACID** is visible throughout the whole process.

From design board to delivery van we ensure the utmost levels of excellence through our meticulously streamlined process managed by a highly dedicated team of professionals. In terms of quality kitchen baskets and hardware products, we boast of having the latest technology and equipment to produce the best products.

We always strive to achieve perfection at **PLACID**. This prevents our customers from complaining.



OUR MISSION & VISION



Mission

Start small. Try better than the one ahead of you, Keep repeating it.



Vision

we are a forward-looking company with our eyes set on the horizons of time. And we continue to learn and grow with every experience, every success and even every failure. We believe in never stopping ourselves until we achieve the target that we have set.



Everything Becomes
GREAT
When You Put
100%
of Your Effort

PI.ACIDTM
HARDWARE SOLUTIONS
S I N C E 2 0 1 7



The Kitchen
Fittings

SLIM TANDEM BOX



Slim Tandem Box (PH-001)



Size in mm

Std. Lengths :- 400, 450, 500, 550, 600

Height :- 84

Load Capacity :- 50kg

Finish :- Charcoal grey



Size in mm

Std. Lengths :- 400, 450, 500, 550, 600

Height :- 116

Load Capacity :- 50kg

Finish :- Charcoal grey



Size in mm

Std. Lengths :- 400, 450, 500, 550, 600

Height :- 167

Load Capacity :- 50kg

Finish :- Charcoal grey

CUTLERY TRAY



PVC Cutlery Tray

Product	Code	Size
	PH-002	DT-13.5" to 19.5"
		TT-13.5" to 26"
	PH-003	480x450 mm 480x500 mm 480x600 mm 480x700 mm 480x800 mm 480x900 mm 550x430 mm 550x530 mm 550x630 mm 550x730 mm

Function Arbitrary Option:

- Finish : Grey
- Material : PVC
- Thickness : 2.5mm & 3mm
- Folding Cutlery
- Unbreakable Material
- Unscratchable Material


Drawer Matt

	PH-004	Size :- 500 mm	Length :- 20 meter
--	--------	----------------	--------------------


TANDEM FIXTURE



SS Tandem Fixture

Product	Code	Name	Product Description	Cabinet (T)
	PH-005	THALI	Thali Inlet for 20"	500mm
			Thali Inlet for 22"	550mm
	PH-006	PLATE	Plate Inlet for 20"	500mm
			Plate Inlet for 22"	550mm
	PH-007	CUP	Cup Inlet for 20"	500mm
			Cup Inlet for 22"	550mm

PVC Grip Tandem Fixture

Product	Code	Name	Product Description	Cabinet (T)
	PH-008	THALI	Thali Inlet for 20"	500mm
			Thali Inlet for 22"	550mm
	PH-009	PLATE	Plate Inlet for 20"	500mm
			Plate Inlet for 22"	550mm
	PH-010	CUP	Cup Inlet for 20"	500mm
			Cup Inlet for 22"	550mm

Black Coted Tandem Fixture

Product	Code	Name	Product Description	Cabinet (T)
	PH-011	THALI	Thali Inlet for 20"	500mm
			Thali Inlet for 22"	550mm
	PH-012	PLATE	Plate Inlet for 20"	500mm
			Plate Inlet for 22"	550mm
	PH-013	CUP	Cup Inlet for 20"	500mm
			Cup Inlet for 22"	550mm

BOTTEL PULLOUT



Glass Pullout (PH-014)



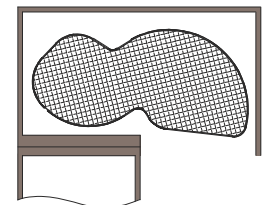
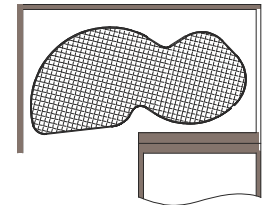
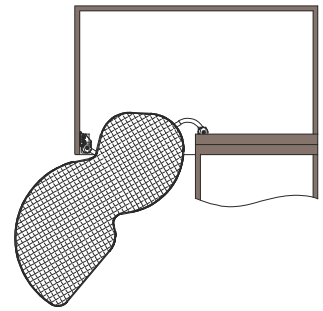
Pullout (PH-015)

PULLOUT			
Product	Code	Product Description	Packing
 	PH-014	Width (mm):-150 200 250 300 350	2 Shelf/3 Shelf
	PH-015	Width (mm):-150 200 250 300 350	

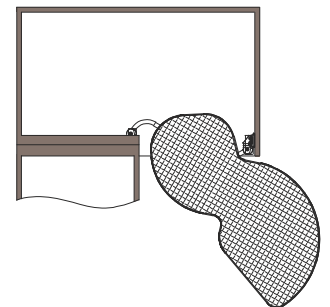
SWING CORNER SOFT CLOSE




Left Openable



Right Openable



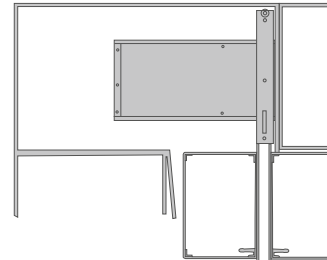
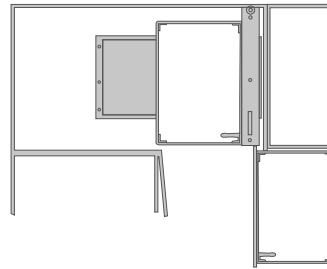
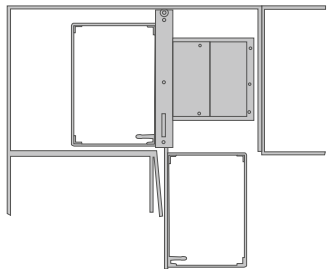
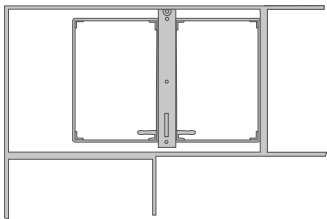
Swing Corner


Product	Code	Product Description	Size	Operation
	PH-016	Matt Black Swing Corner Soft Close Left	900mm	Left
				Right

Function Arbitrary Option:

- Make full use of corner space with 'S' integrated design for one off pullout of all inside items and easy storage.
- Interlock bearing parts pressure casted by aluminum for strong support.
- Frame and accessories made of high grade steel.
- Suitable for storage small house hold appliances, plates & bowls, dried fruit or spices.
- Load weight capacity max. load 20kg., Maximum 10kg. per tray recommended.
- German made motion bearing is precise & passes as 50,000 time of cycle test.

UNIVERSAL MAGIC CORNER SOFT CLOSE



Universal Magic Corner			
Product	Code	Product Description	Size
	PH-017	Matt Black Swing Corner Soft Close Left	900mm
<div>Function Arbitrary Option:</div> <ul style="list-style-type: none">• Frame and accessories made of high grade steel.• Suitable for storage unfrequently use items as small house hold appliances, plates & bowls, dried fruits or spices.• Load weight capacity Max. load 25kg., Max. 6kg. per basket recommended.• German made motion bearing is precise & passes as 50,000 cycle test.			

GLASS PANTRY UNIT



DARK GREY PANTRY UNIT



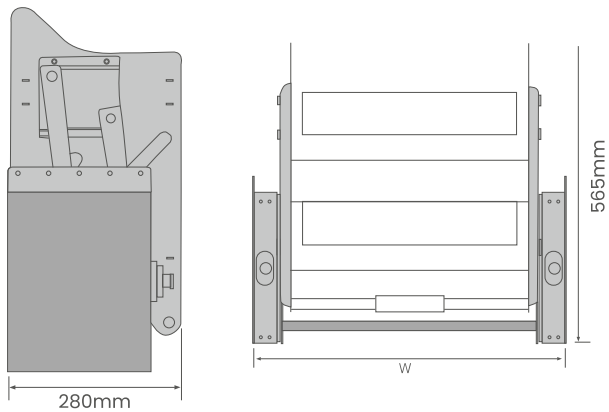
Pantry Unit

Code	Product Description	Tray	Size
PH-018	Glass Pantry	6+6 Layers	450 mm
			600 mm
PH-019	Dark Grey Pantry	6+6 Layers	450 mm
			600 mm

GLASS ELEVATOR BASKET



GLASS ELEVATOR BASKET (PH-020)



Width : 600 | 900 Depth : 280 Height : 565

GLASS TRAY / PLATE TRAY (PH-021)



Cabinet Width : 600 | 700 | 800 | 900 | 1000

BI-FOLD LIFT UP (PH-022)



Panel Width : 600-900 Panel Height : 900-950

ROLLING SHUTTER



Rolling Shutter

Product	Code	Name	Size	PVC Finish
	PH-023	PVC Rolling Shutter	600 mm	Silver
				Black
	PH-023(G)	Glass Rolling Shutter	600 mm	White
				Frosted Black

BED FITTING SET



Bed Fitting Set				
Product	Code	Product Description	Pump KG	Frame Size
	PH-024	Bed Fitting Set Grey (14")	100 KG 125 KG 150 KG 200 KG 250 KG	900mm / 1200mm /1500 mm

FUNCTION ARBITRARY OPTIONS:

- Ideal for Storage under bed.
- Special heavy duty gas pumps available in two loads.
- Gas Pump with cover make it dust free.
- 30° opening angles allows easy access.
- Easy to lift (with the weight of top load board) with minimum force.
- Long brackets provided for better support to the bed platform.

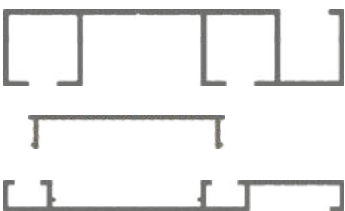
GAS SPRING




Gas Spring					
Product	Code	Name	KG	Size	Finish
	PH-025	Kitchen Cabinet Gas Spring	5 kg 10 kg 15 kg 20 kg 25 kg 30 kg	9"	Silver


WARDROBE SLIDING DOOR SYSTEM




New Sky Track for Double Door	
	Upper Rail
	Cap For Down Rail
	Down Rail

WARDROBE SLIDING DOOR SYSTEM

Product	Product Description	Product Code
	Sliding Door System	PH-026
	<ul style="list-style-type: none">✓ Long Damper✓ Any Sliding Wardrobe✓ For Slim Double Track✓ For 19mm & 25mm Plywood	
	Size	
	8 feet / 13 feet	


	Sliding Door System	PH-027
	<ul style="list-style-type: none">✓ Long Damper✓ Any Sliding Wardrobe✓ For Slim Double Track✓ For 19mm & 25mm Plywood	
	Size	
	8 feet / 13 feet	

	Sliding Door System	PH-028
	<ul style="list-style-type: none">✓ Long Damper✓ Any Sliding Wardrobe✓ For Slim Double Track✓ For 19mm & 25mm Plywood	
	Size	
	8 feet / 13 feet	

TELESCOPIC CHANNEL



Product	Product Description	Packing
<div><div>Zinc PH-029</div><div>Black PH-030</div></div>	45 Kg Load Capacity, Width 45 mm, Zinc Finish	15 Set / Crtn
	200mm / 8" Length	
	250mm / 10" Length	
	300mm / 12" Length	
	350mm / 14" Length	
	400mm / 16" Length	
	450mm / 18" Length	
	500mm / 20" Length	
	550mm / 22" Length	
	600mm / 24" Length	

SOFT CLOSE TELESCOPIC CHENNAL			
Product	Code	Product Description	Packing
	PH-031	45 Kg Load Capacity, Width 45 mm, Black Finish	15 Set / Crtn
		250mm / 10" Length	
		300mm / 12" Length	
		350mm / 14" Length	
		400mm / 16" Length	
		450mm / 18" Length	
		500mm / 20" Length	




QUODRO CHANNEL






Quodro Channel			
Product	Code	Product Name	Size
	PH-032	Quodro Channel (Wooden Drawer)	300 mm / 350 mm / 400 mm 450 mm / 500 mm





HINGES SERIES



Hinges 3D SS				
Product	Code	Product Description	Size	Packing
	PH-033	Full Overlay (0° Crank)	0°	50Set/Crtn
		Half Overlay (8° Crank)	8°	
		Insert Door (15° Crank)	15°	

Hinges 3D MS				
Product	Code	Product Description	Size	Packing
	PH-034	Full Overlay (0° Crank)	0°	50Set/Crtn
		Half Overlay (8° Crank)	8°	
		Insert Door (15° Crank)	15°	

WARDROBE RUNNER SOFT-CLOSE

Product	Product Name	Product Code
	Dust Bin-Round (8Ltr. / 14 Ltr)	PH-035
	<ul style="list-style-type: none"> ✓ Width - 364 ✓ Depth- 460 ✓ Height - 430 	
	Bin Holder (Size In Inch)	PH-036
	<ul style="list-style-type: none"> ✓ Dia - Fix ✓ Depth- 10 ✓ Height - 6 	
	Pedal Operated Dust Bin (Size In Inch)	PH-037
	<ul style="list-style-type: none"> ✓ 7 x 11 (5 ltr.) ✓ 8 x 11 (7 ltr.) ✓ 10 x 15 (12 ltr.) 	
	Wast Bin (22 Ltr.)	PH-038
	<ul style="list-style-type: none"> ✓ Width - 300 ✓ Height - 508 	


BATHROOM ACCESSORIES - SS (304)



Soapdish



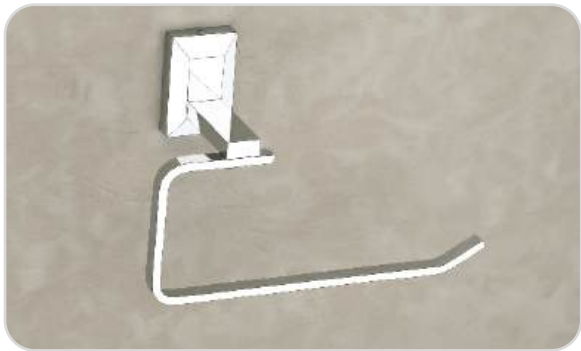
Tumbler Holder



Towel Rack



Robe Hook



Nepkin Ring



Double Soapdish



Soapdish + Tumbler Holder



Liquid Dispenser + Tumbler Holder

BATHROOM ACCESSORIES - ACRYLIC



Corner



Self



Square Self



Fancy Key Stand



3 in 1 Self



Brush Holder



Mobile Stand



Shampoo Rack

Products Imported By :-

PLACIDTM
HARDWARE SOLUTIONS

RAJKOT (GUJARAT)

Customer Care : +91 99985 22216

Gmail : placidhardwaresolutions@gmail.com

We Support



Distributor / Dealer :